







BOATMAN BADGES



Knots		In the Water		Navigation		Anchors	
<p>Bádóir</p>  <p>Bronze Boatman</p>	<p>Demonstrate and explain the uses of:</p> <ul style="list-style-type: none"> • Reef Knot • Round Turn and two Half Hitches • Figure of Eight 	<ul style="list-style-type: none"> • Know the basic safety rules for swimming • Commit to improving your swimming ability • Wear the correct clothing and safety equipment for a half day water activity 	<p>Using a compass demonstrate:</p> <ul style="list-style-type: none"> • Finding Magnetic North • Set a map or chart • Identify a position on a map or chart using a grid reference or coordinates 	<ul style="list-style-type: none"> • Find out what an anchor is • Help to anchor a small boat 			
<p>Bádóir Airgead</p>  <p>Silver Boatman</p>	<p>Demonstrate and explain the uses of:</p> <ul style="list-style-type: none"> • Sheet Bend • Fisherman's Bend 	<p>Demonstrate how to:</p> <ul style="list-style-type: none"> • Put on a life-jacket or buoyancy aid • Discuss when to use a buoyancy aid or a life jacket • Be able to enter and exit a craft correctly 	<p>Appreciate the differences between:</p> <ul style="list-style-type: none"> • True North • Magnetic North • Grid North <p>Using a compass find true north by means of a magnetic variation</p>	<ul style="list-style-type: none"> • Discover two types of anchor used in Sea Scouting • Be able to choose an appropriate anchor for a given area 			
<p>Bádóir Ór</p>  <p>Gold Boatman</p>	<ul style="list-style-type: none"> • Coil a rope correctly • Heave a line from a boat or a raft • Have completed the Pioneering Adventure Skill to Stage two 	<ul style="list-style-type: none"> • List the correct personal clothing and safety equipment for a half days water activity <p>Participate in the following safety exercises during calm conditions</p> <ul style="list-style-type: none"> • Falling out of the craft backwards • Be able to get back into the craft from the water 	<ul style="list-style-type: none"> • Show how contour lines relate to height and shape of the land <p>Using a compass demonstrate how to:</p> <ul style="list-style-type: none"> • Take a grid bearing • Take a magnetic bearing • Convert a grid bearing to a magnetic bearing 	<ul style="list-style-type: none"> • Help an older Scout to tie up a boat to a mooring buoy • Help to tie a boat alongside a jetty or a quay 			
Parts of a boat		The Sea		Flags		Marine Motors	
	<ul style="list-style-type: none"> • Discover what a mast and rudder are • Find out about different repair projects being carried out by your Scouts 	<ul style="list-style-type: none"> • Discover what the tide is • Be aware of the dangers posed by tidal currents when boating • Take part in two half day water activities 	<ul style="list-style-type: none"> • Understand how to show respect for various flags 	<ul style="list-style-type: none"> • Know the difference between an outboard and an inboard engine 			
	<ul style="list-style-type: none"> • Be familiar with the main parts of a rowing or sailing boat • Identify the standard parts, fittings and equipment of the craft • Participate in rigging and de-rigging of the craft on at least two occasions 	<ul style="list-style-type: none"> • Appreciate why it can be difficult to signal for help when in distress on the water • Discover some basic signals used in an emergency situation on the water • Take part in four half day water activities 	<ul style="list-style-type: none"> • Know the difference between at least two types of flags 	<ul style="list-style-type: none"> • Understand the practical differences arising from using an inboard or outboard engine 			
	<ul style="list-style-type: none"> • Know the main safety points relating to a particular craft • Discover what is meant by the following terms: belay ; aloft; aft; astern <p>Discover what is meant by:</p> <ul style="list-style-type: none"> • Hull • Galley • Deck 	<ul style="list-style-type: none"> • Appreciate the importance of allowing for tides when tying up a boat to a quay or a jetty • Appreciate the importance of weather forecasts • Discover the water cycle and other forces affecting the weather in your local area • Get a weather forecast before going on at least two boating activities 	<ul style="list-style-type: none"> • Discover the difference between an ensign and a National flag 	<ul style="list-style-type: none"> • Participate on at least four occasions with the maintenance or repair of Group equipment 			

